

Water-Resistant Circuit Breaker Switch Panels

PN 4320 / PN 4323, 4 Position

PN 4322 / PN 4325, 6 Position

PN 4321 / PN 4324, 12V DC Socket, 2.1A Dual USB Charger, 4 Position

WARNING: Disconnect all battery connections before beginning the installation. Do not mount where flammable vapors may accumulate. (examples include engine room and propane locker)

Specifications

| | |
|--|-------------------------|
| Operating voltage | 12V DC Nominal |
| Maximum total continuous current | 45A |
| Circuit breaker rating | 15A |
| Required ring terminal | #10 (5 mm) |
| Circuit breaker positive load terminal | .25" Male quick connect |
| Maximum terminal stud torque | 2.25 N-m (20 in-lb) |
| Maximum mounting screw torque | 1.13 N-m (10 in-lb) |

Regulatory

Panel front is water-resistant IP66 when mounted with gasket in place.
Water-resistant IP66 - protected against powerful water jets

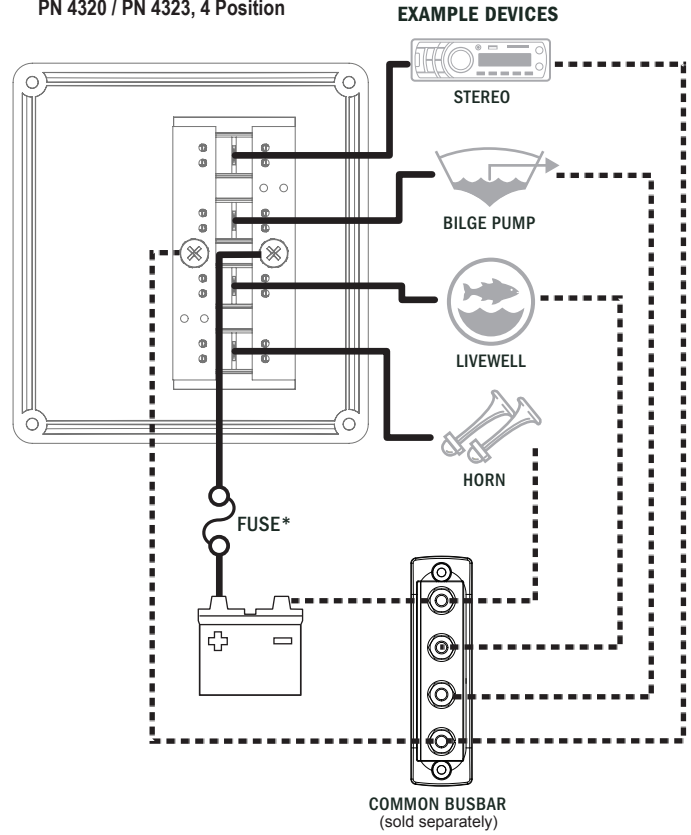
TO RESET A CIRCUIT BREAKER

Press switch to OFF first and then press switch to ON.

Blue Sea Systems, Inc.
4600 Ryzex Way
Bellingham, WA 98226 USA
p 360.738.8230
www.blueseasystems.com

980033780 Rev.001

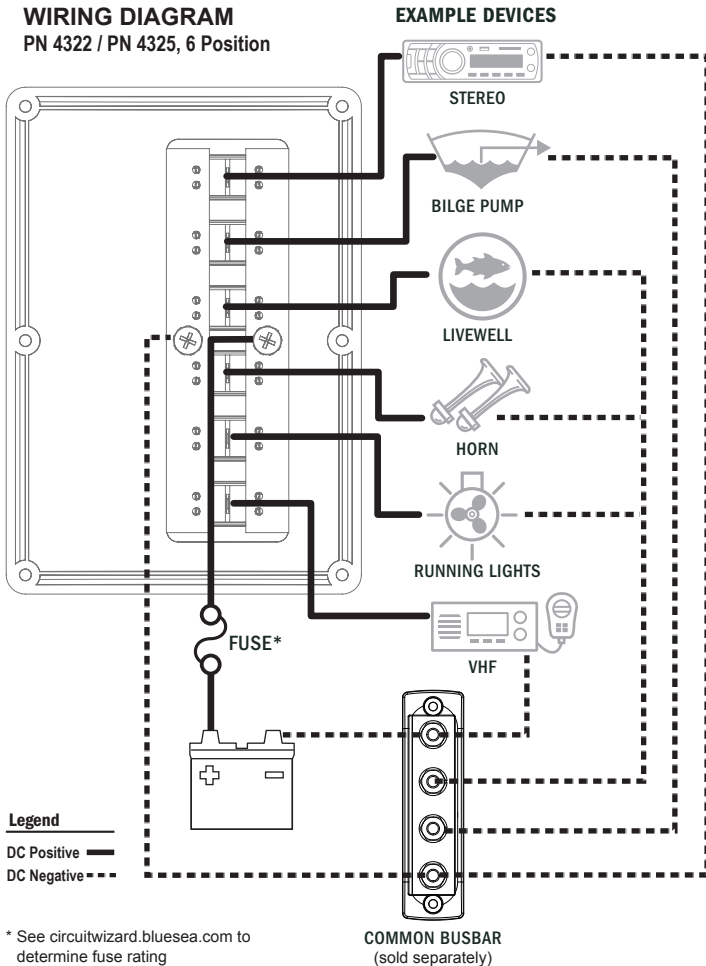
WIRING DIAGRAM
PN 4320 / PN 4323, 4 Position



Legend
DC Positive ———
DC Negative - - - -

*See circuitwizard.blueseasystems.com to determine fuse rating

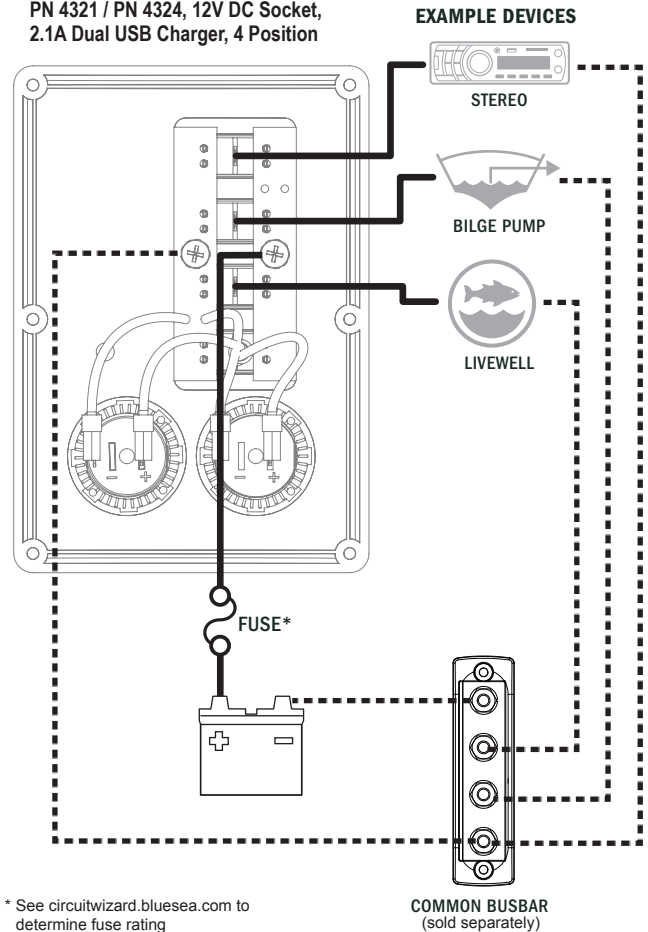
WIRING DIAGRAM
PN 4322 / PN 4325, 6 Position



Legend
DC Positive ———
DC Negative - - - -

* See circuitwizard.blueseasystems.com to determine fuse rating

WIRING DIAGRAM
PN 4321 / PN 4324, 12V DC Socket,
2.1A Dual USB Charger, 4 Position



* See circuitwizard.blueseasystems.com to determine fuse rating